





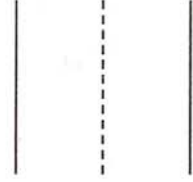
1



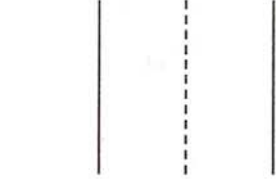
+





2



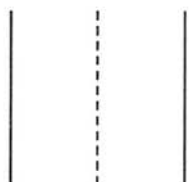
+




3





+



4



+



Directions Have children look at the pictures and then write the addition problems.



Home Connection Give your child four potatoes or carrots and help him or her create and write vertical addition problems.